

# Ansible at Empa

## An overview

Patrik Burkhalter

Empa Dübendorf

May 19, 2022

I'm at Empa since 10 years. I had various different jobs:

- ▶ I built up the old HPC cluster of Empa using PBS torque and Lustre
- ▶ Then I was focusing mainly on IT systems based on Linux
- ▶ After that I built up an Empa Linux client (based on Ubuntu)
- ▶ Now I'm focusing mostly on architecture and design of new systems based on 'new' technologies

# Topic and reason of my presentation

Daniele Passerone forced me to have a speech :-)

But to be more serious:

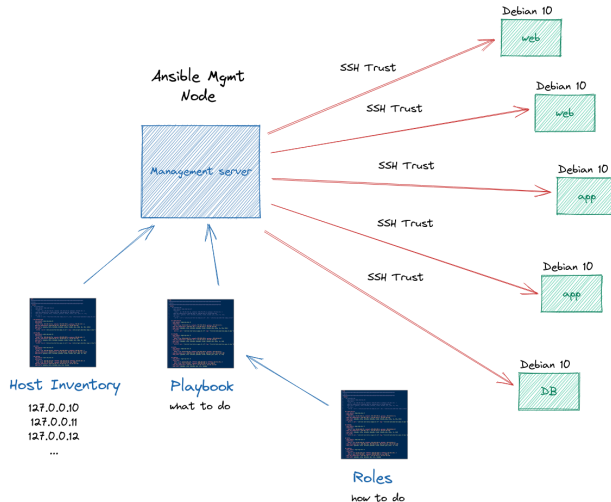
- ▶ We implemented infrastructure as code in some parts at Empa IT
- ▶ We are using Ansible for that
- ▶ I'll give a short introduction about Ansible

The situation at Empa is currently that:

- ▶ Empa has plenty of Linux servers
- ▶ We also deliver a Linux Client (Ubuntu)
- ▶ To configure those systems we are using Ansible
- ▶ Ansible is a provisioning, configuration and deployment software
- ▶ It enables us to implement Infrastructure as Code (IaC)
- ▶ We use Gitlab pipelines and docker to automate our work

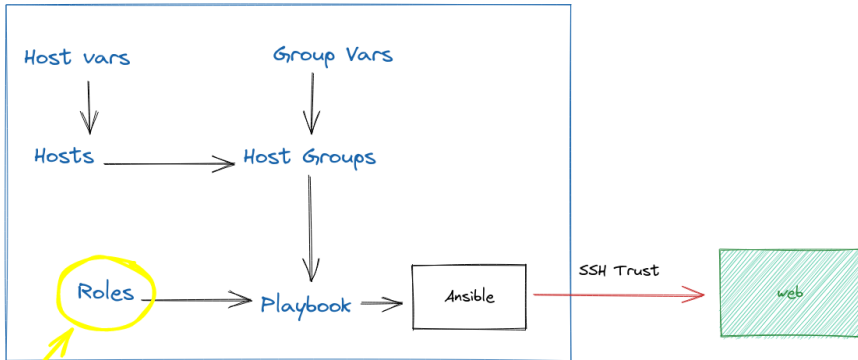
# Ansible configuration

Ansible is configured using Yaml files



# Ansible file structure

This is our Ansible structure:



The role is where the engineering mainly happens!

# Ansible role

An Ansible Role defines what to do exactly

main.yml

```
---
- name: Install debug tools
  include: install_debugtools.yml

- name: Install nginx
  include: install_nginx.yml

- name: Configure nginx
  include: configure_nginx.yml

# vim: tabstop=2 shiftwidth=2 expandtab
```

install\_nginx.yml

```
---
- name: Install nginx
  apt:
    name:
      - nginx
    state: present
    update_cache: yes
```

configure\_nginx.yml

```
---|
- name: Fail when servers array is not defined
  fail:
    msg: "The variable 'servers' is not defined"
  when: servers is undefined

- name: Install nginx configuration
  template:
    src: etc/nginx/nginx.conf
    dest: /etc/nginx/nginx.conf
    owner: "root"
    group: "root"
    mode: "0644"
  notify:
    - restart nginx

- name: Make sure stream module is enabled
  ansible.builtin.file:
    src: /usr/share/nginx/modules-available/mod-stream.conf
    dest: /etc/nginx/modules-enabled/50-mod-stream.conf
    owner: root
    group: root
    state: link
  notify:
    - restart nginx

# vim: tabstop=2 shiftwidth=2 expandtab
```

Note:

We do not have to define how a package is installed.

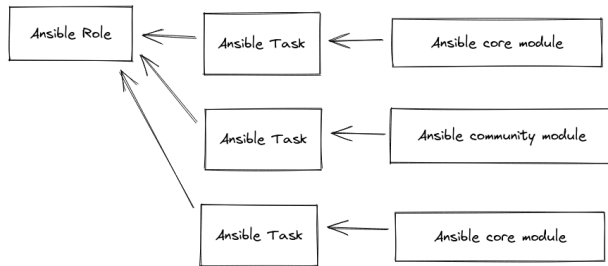
We can instead use the Ansible module 'apt' to install packages via apt.

The most interesting module is probably 'template'. This module takes a (local) file, fills in values and places it on the remote server

# Ansible tasks and modules

Ansible uses modules which are implementing the functionality. Those modules are executed in an Ansible task.

*An Ansible role can have a lot of tasks and each task is using a module.*



*Plenty of Ansible modules available.  
As a last resort, there is the module 'command or cmd'*

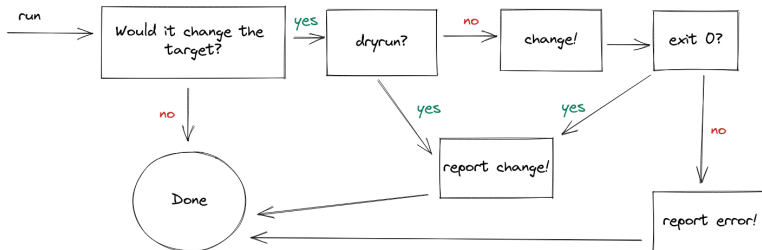


# Idempotence

A change is only done when needed

*Nice, but why are we using especially Ansible?*

- \* A main point of using Ansible is, that Ansible checks the state on a target before it is doing anything!
  - \* We can run Ansible over and over on the same target without changing anything when everything is already ok.
    - \* This gets relevant when you just want to know if anything has changed on the system
- \* Infrastructure as code (goes to gitlab)
- \* Multiuse of roles




# Using Ansible on the client

We are using what we already know...

*Why do I tell you something about Ansible?*

- \* We also are providing Linux client installations at Empa
- \* Although Ansible is used mainly for servers, we also use Ansible for clients
- \* We do a "pull/local-push"

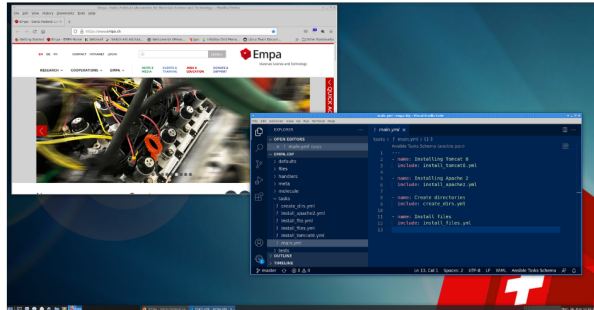


# Empa Linux client

## An Ubuntu 20.04 LTS configured by Ansible

## Client roles for Ubuntu

- \* Active Directory integration
- \* Kerberos
- \* Look&Feel
- \* Security settings (SSH, ...)
- \* Preinstalled software (docker, ...)

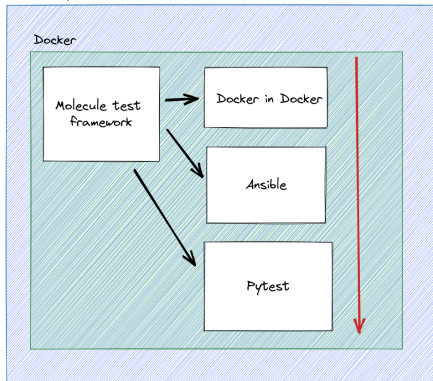


# Using Ansible properly

Having things automated with Gitlab is a wonderful experience

Beyond that, we are using Gitlab and Docker to test our roles

Gitlab Pipeline



# Questions?

Any questions?

