

Design of a novel pulsed spin resonator for the beta-decay experiment PERC

Christoph Gösselsberger, Hartmut Abele, Gerald Badurek, Erwin Jericha, Sebastian Nowak
 Atominstytut, Vienna University of Technology, Stadionallee 2, 1020 Vienna, Austria

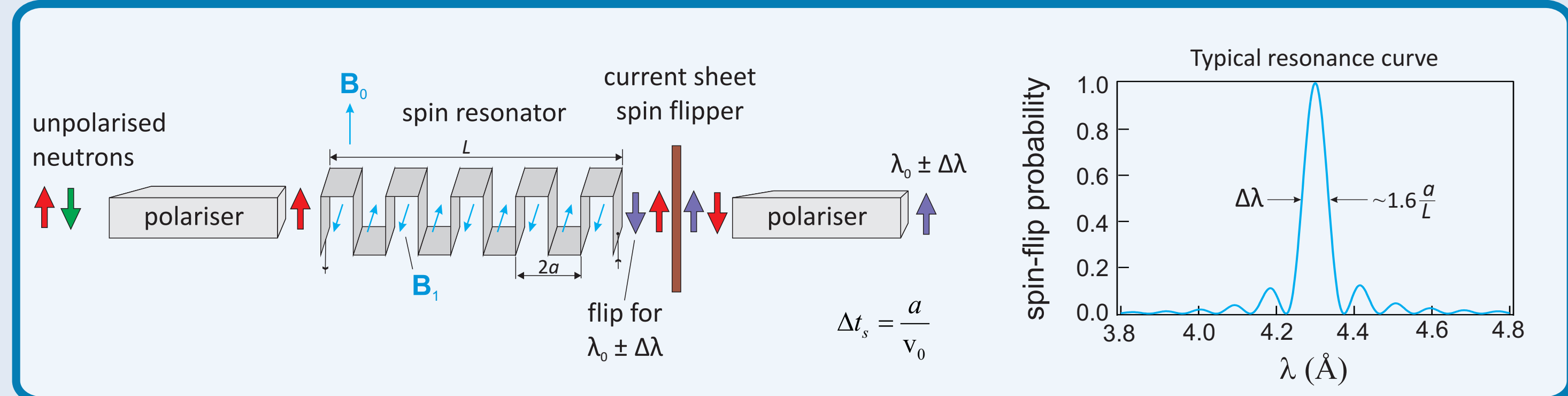
ABSTRACT

We propose a novel design of a resonator consisting of a sequence of separate modules, providing high homogeneity of the transversal field oscillations and fulfilling the specifications for fast electronic switching to allow a rapid chopping of the beam.

The PERC (Proton Electron Radiation Channel) project searches for new physics beyond the Standard Model of particle physics via the beta-decay of free neutrons. The demand of precisely defined initial parameters for the neutron beam, i.e. wavelength, pulse width and degree of polarisation is achieved by using both a velocity selector and a neutron chopper in the "standard" set-up[1]. The use of a novel pulsed neutron magnetic spin resonator as a replacement for these two components will lead to a higher count rate and will give rise to a unique flexibility in triggering the standard machine parameters by purely electronic means[2,5]. It is well known that the passage of polarised neutrons through a spatially alternating transverse magnetic field is leading to individual frequencies depending on the neutron velocity and the period of the alternating field. If this frequency equals the Larmor frequency, determined by the static guide field in the rest frame of the neutrons, a resonant spin flip will take place. This effect is used to monochromatise a polarised beam [3,4]. Both the selected wavelength and the respective wavelength resolution of this device can be changed in an instant as well as the time structure of the neutron pulse can be changed. In order to find the optimal resonator configuration we present a detailed analysis of various possible arrangements. Although motivated by the requirements of the PERC project this development could readily find applications in various fundamental precision experiments with cold neutrons.

PRINCIPLE

SPATIAL MAGNETIC SPIN RESONANCE



Spin-flip probability for a certain wavelength:

$$W(\lambda) = \frac{\beta^2}{(\Delta\lambda/\lambda)^2 + \beta^2} \sin^2\left(\frac{\pi\lambda L}{2a\lambda_0} \sqrt{(\Delta\lambda/\lambda)^2 + \beta^2}\right)$$

with: $\beta = \frac{2B_1}{\pi B_0}$ $\Delta\lambda = \lambda - \lambda_0$

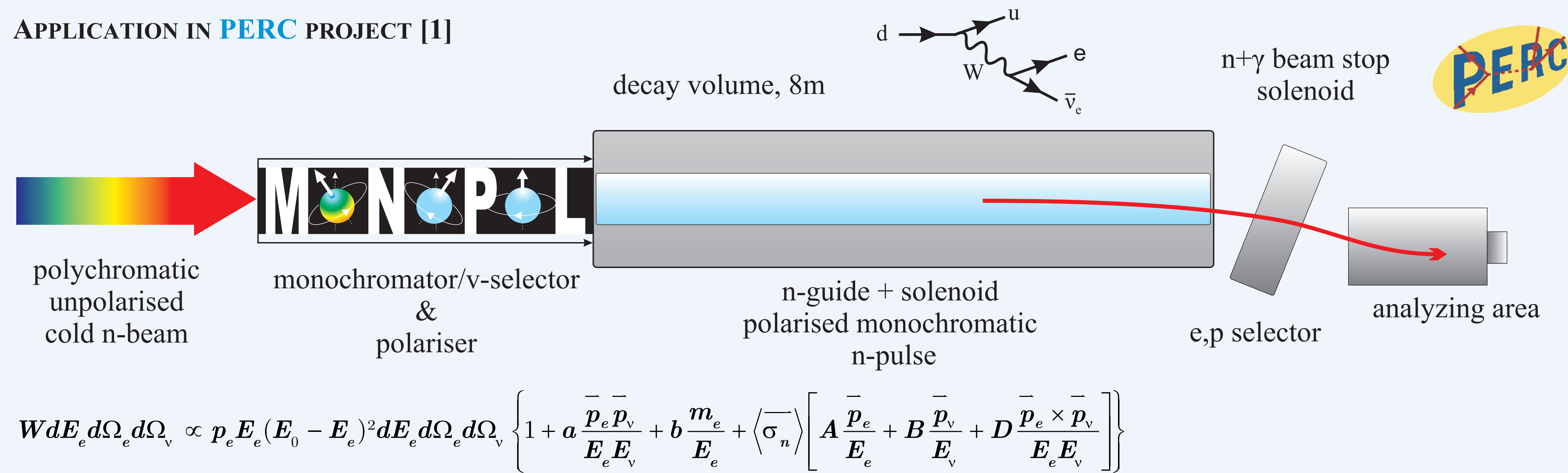
Resonance wavelength:

$$\lambda_0 = \frac{c}{aB_0} \quad c = 6.783 \times 10^{-15} \text{ Tm}^2$$

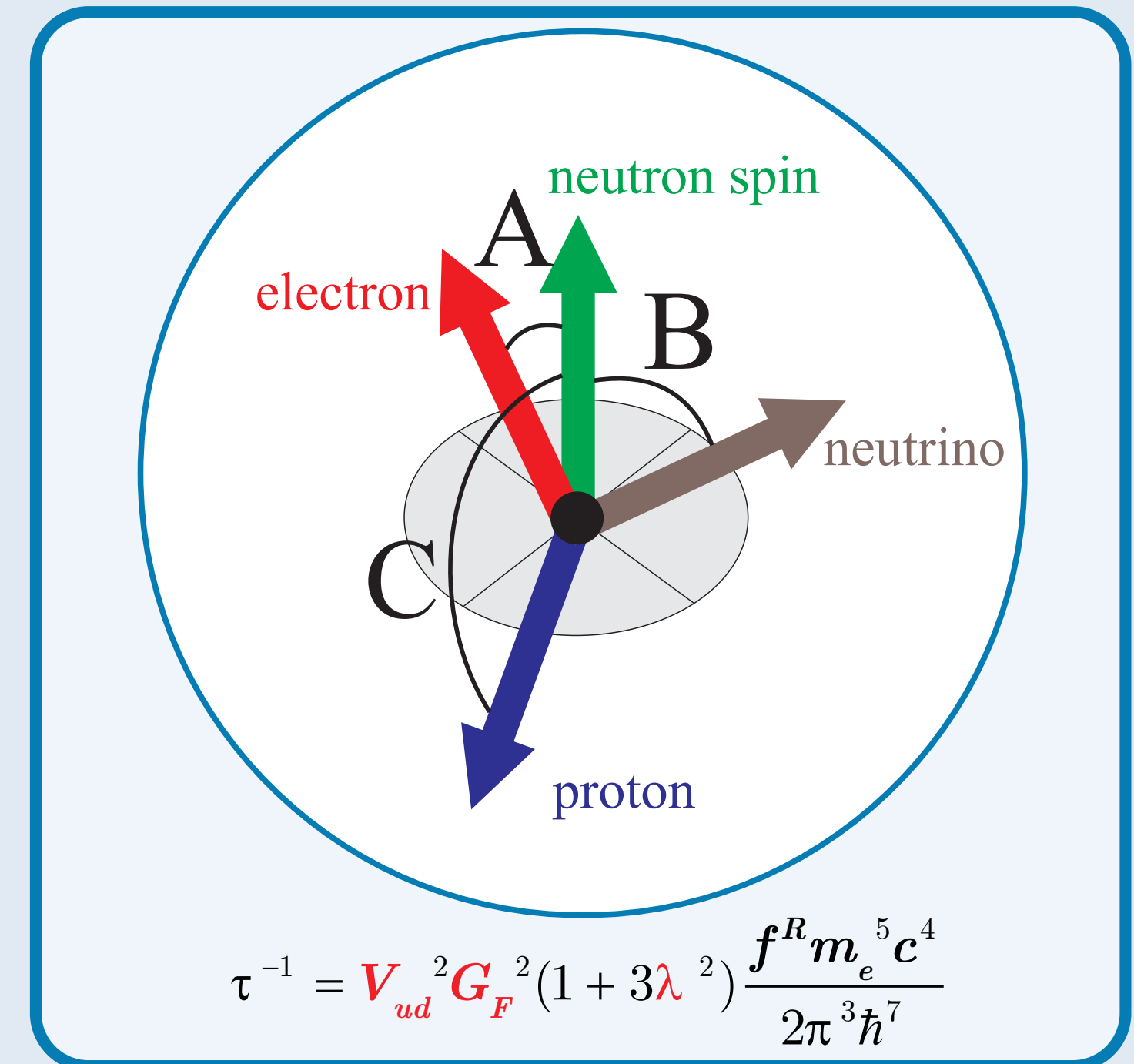
Amplitude condition:

$$\beta \cdot \frac{L}{a} = 2k+1 \quad (k=0, 1, 2, \dots)$$

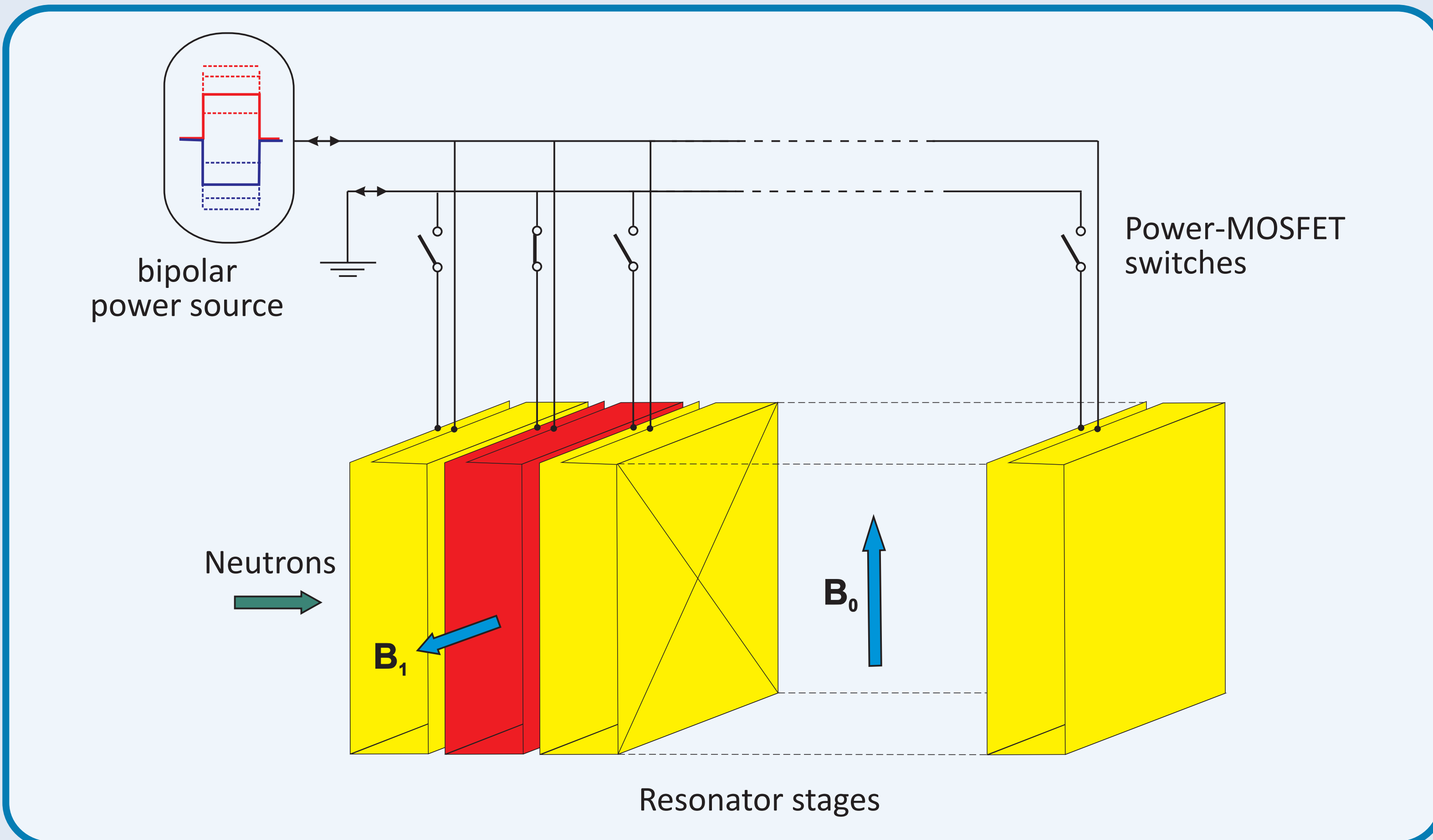
APPLICATION IN PERC PROJECT [1]



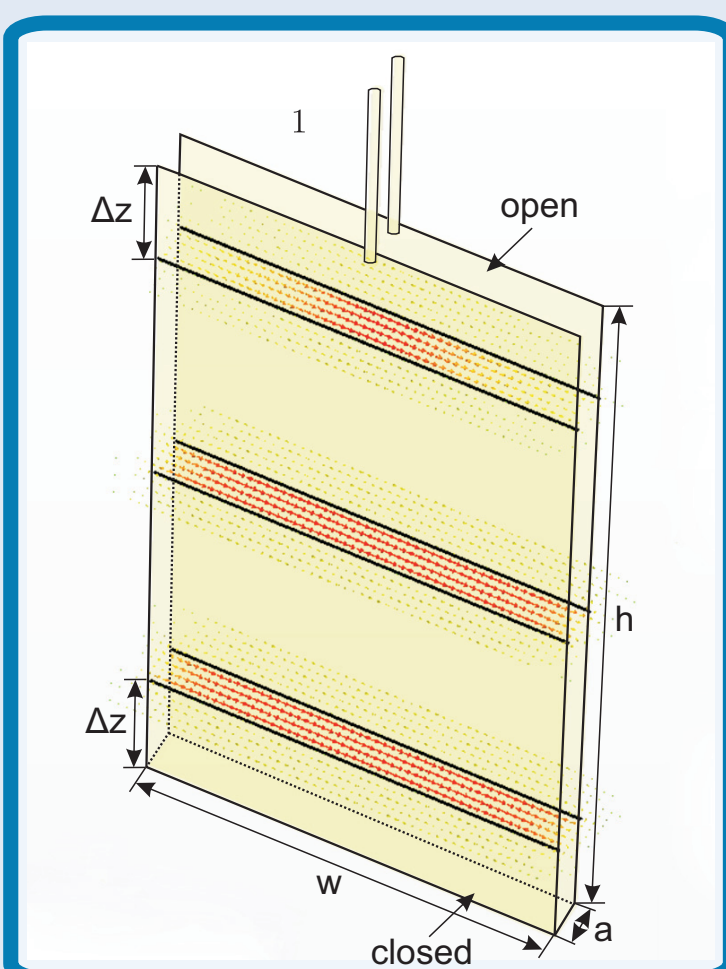
$$W dE_e d\Omega_e d\Omega_{\nu} \propto p_e E_e (E_0 - E_e)^2 dE_e d\Omega_e d\Omega_{\nu} \left\{ 1 + a \frac{\vec{p}_e \cdot \vec{p}_{\nu}}{E_e E_{\nu}} + b \frac{m_e}{E_e} + \langle \sigma_n \rangle \left[A \frac{\vec{p}_e}{E_e} + B \frac{\vec{p}_{\nu}}{E_{\nu}} + D \frac{\vec{p}_e \times \vec{p}_{\nu}}{E_e E_{\nu}} \right] \right\}$$



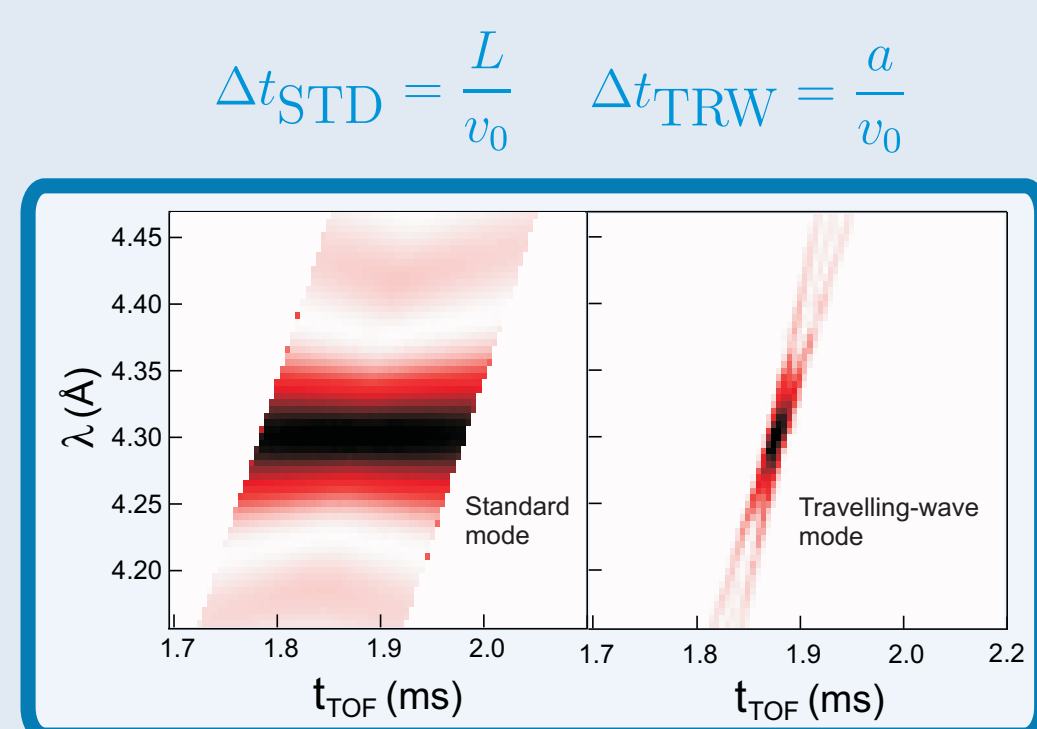
OPTIMAL DESIGN: DRABKIN-FLIPPER WITH SINGLE-TURN COILS



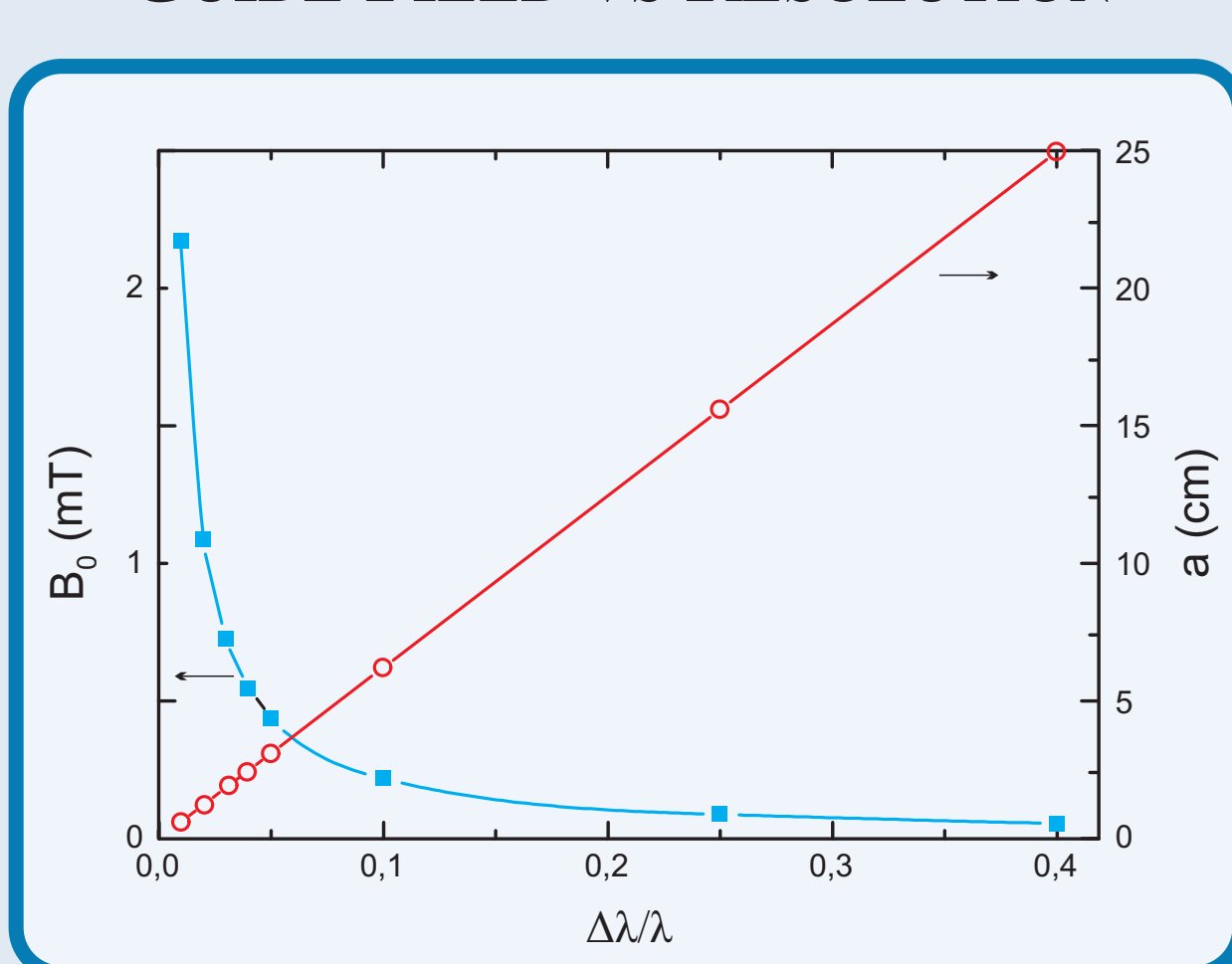
MEANDER VS SINGLE SHEETS



PULSE WIDTH TRAVELLING WAVE MODE OPERATION

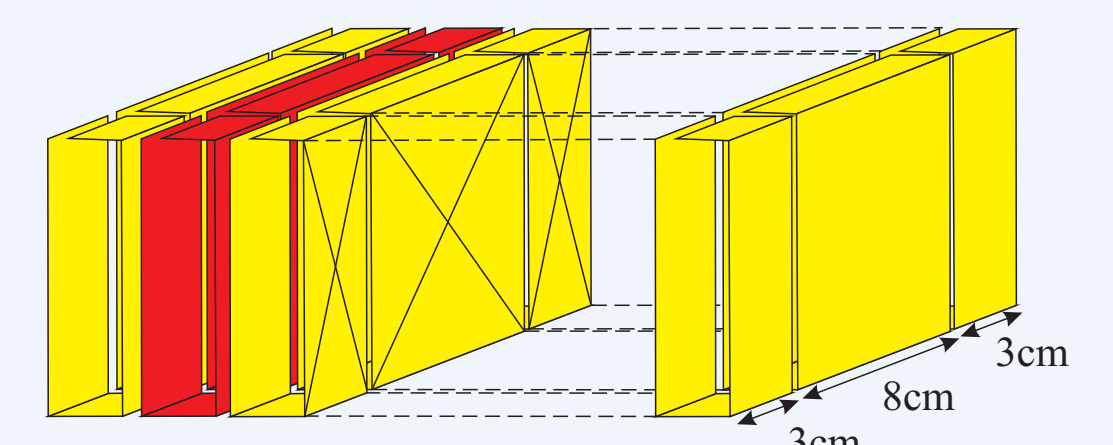


GUIDE FIELD VS RESOLUTION

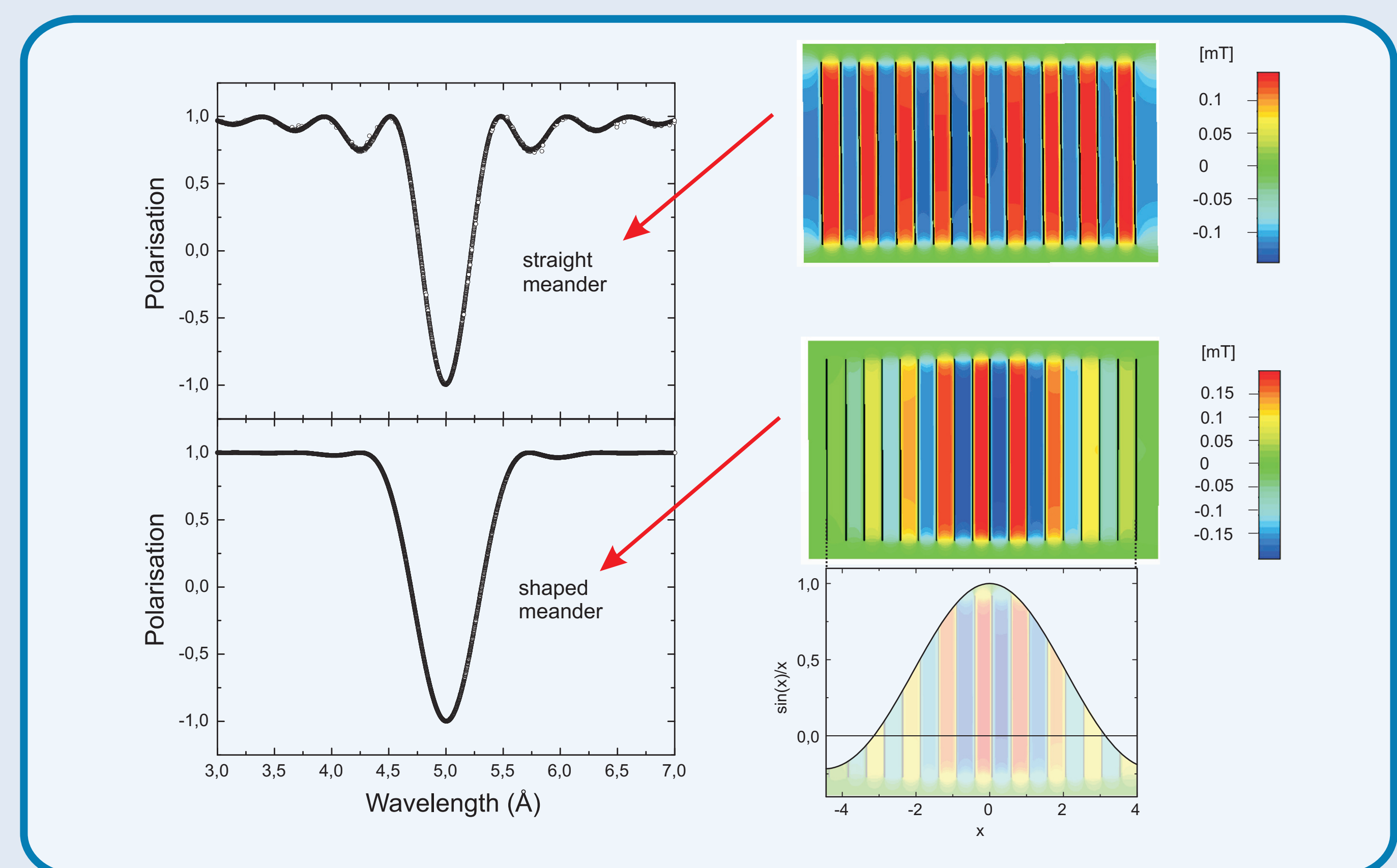


PRELIMINARY PARAMETERS FOR PERC [1]

- 288 Al-stages: middle part: 8x10x0.03cm³
outer part: 3x10x0.03cm³
- 3x96 individual field half-periods
- Guide-fields B₀: 2% resolution: 1.1mT
20% resolution: 0.11mT
- alternating B-field B₁: 0.02mT-0.1mT (due to shaping reasons)
i.e. 3-15A for the inner resonator stages



SHAPING OF THE B₁-FIELD [2]



REFERENCES

- [1] Dubbers, D., et al., A clean, bright, and versatile source of neutron decay products. Nuclear Instruments and Methods in Physics Research A, 2008. 596(2): p. 238-247
- [2] G. Badurek, Ch. Gösselsberger, E. Jericha, Design of a pulsed spatial neutron magnetic spin resonator, Physica B (2010), doi:10.1016/j.physb.2010.09.023
- [3] Agamalyan, M.M., G.M. Drabkin, and V.I. Sbitnev, Spatial spin resonance of polarized neutrons. A tunable slow neutron filter. Physics Reports, 1988. 168(5): p. 265-303.
- [4] Drabkin, G.M., V.A. Trunov, and V.B. Runov, Static magnetic field analysis of a polarized neutron spectrum. Sov. Phys. JETP, 1968. 27: p. 194.
- [5] Badurek, G. and E. Jericha, Upon the versatility of spatial neutron magnetic spin resonance. Physica B, 2003. 335: p. 215-218.

ACKNOWLEDGEMENT

Project supported by the Austrian „Fonds zur Förderung der wissenschaftlichen Forschung“ (Project No. I 528-N20, MONOPOL) and by the FP7 Grant Agreement No. 226507-NMI3 (Integrated Infrastructure Initiative for Neutron Scattering and Muon Spectroscopy).