

Automatic Ligand Conformer Generation, Placement and Refinement Dictionary Generation Using AFITT

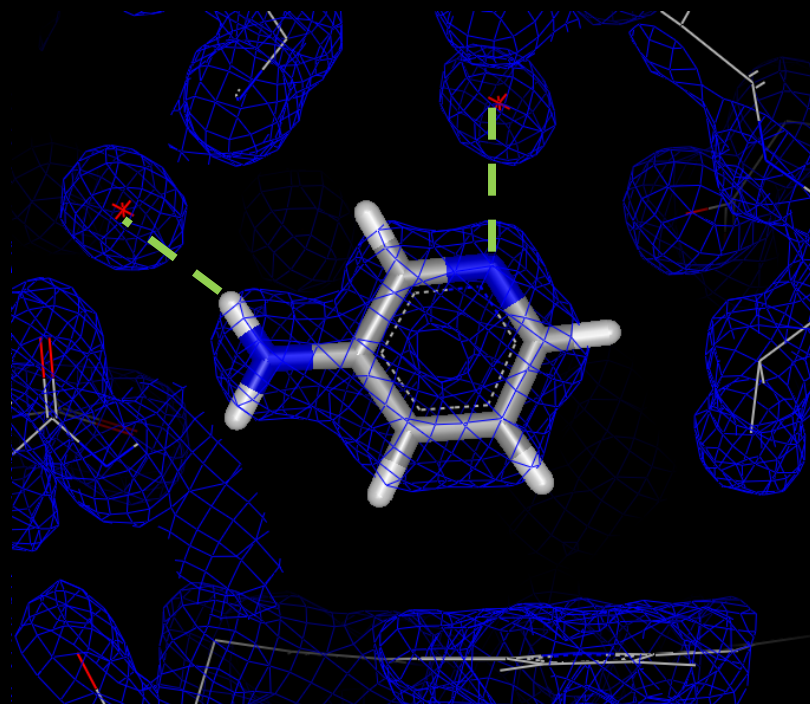
Greg Warren
Brian Kelley

AFITT Outline


- Review of ligand fitting and scoring
- New features
 - Improved poor density fitting
 - Automated protein preparation
 - Global Phasing helper files

AFITT - Ligand fitting

- 4 metrics for scoring ligand after fitting
 - Real-space Correlation Coefficient (rsc)
 - Protein environment (docking scores)
 - Piecewise Linear Potential (PLP)
 - Chemscore
 - Strain



Exhaustive search



2AQD.

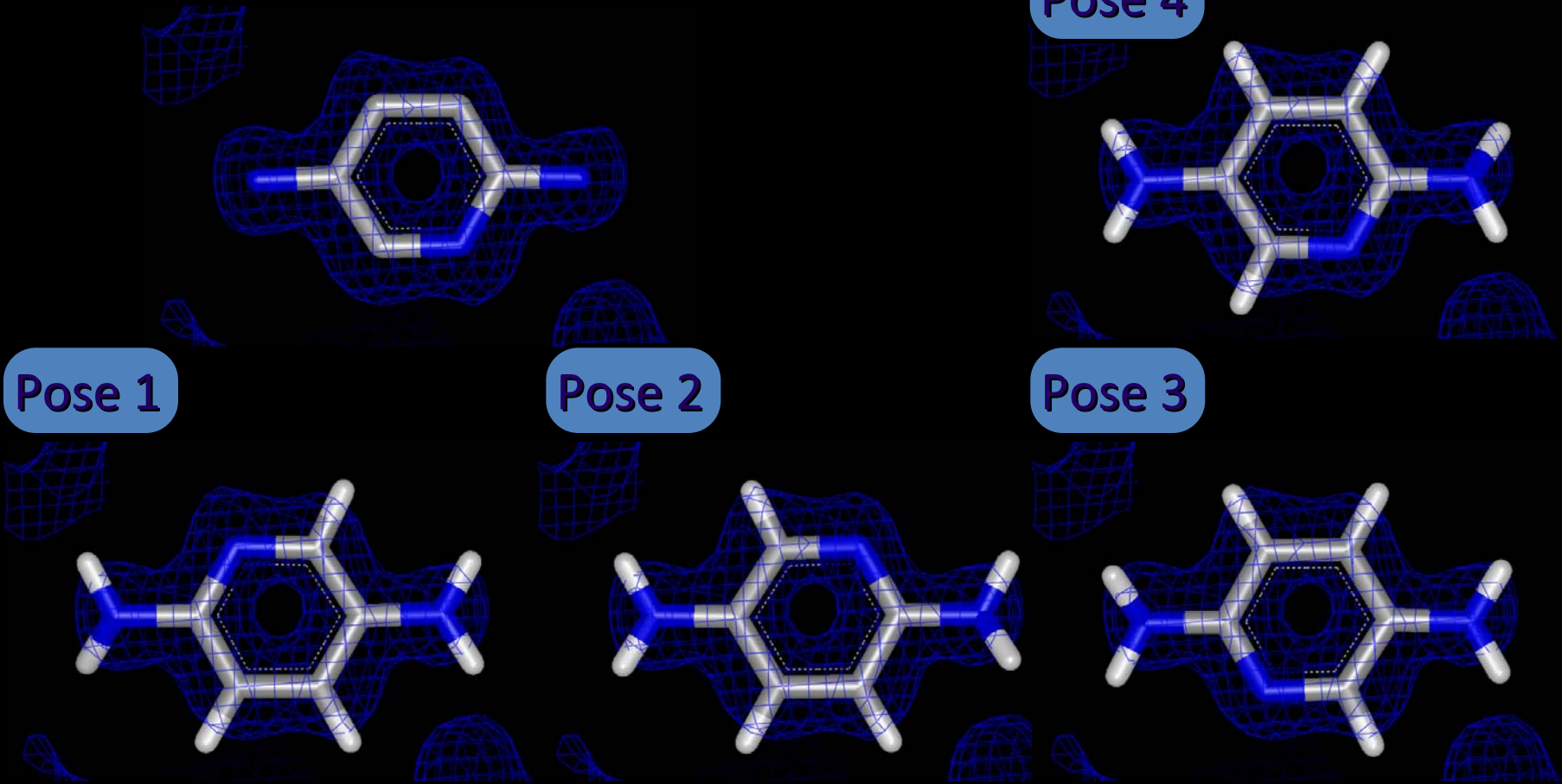
Deposited Xtal Pose

Pose 4

Pose 1

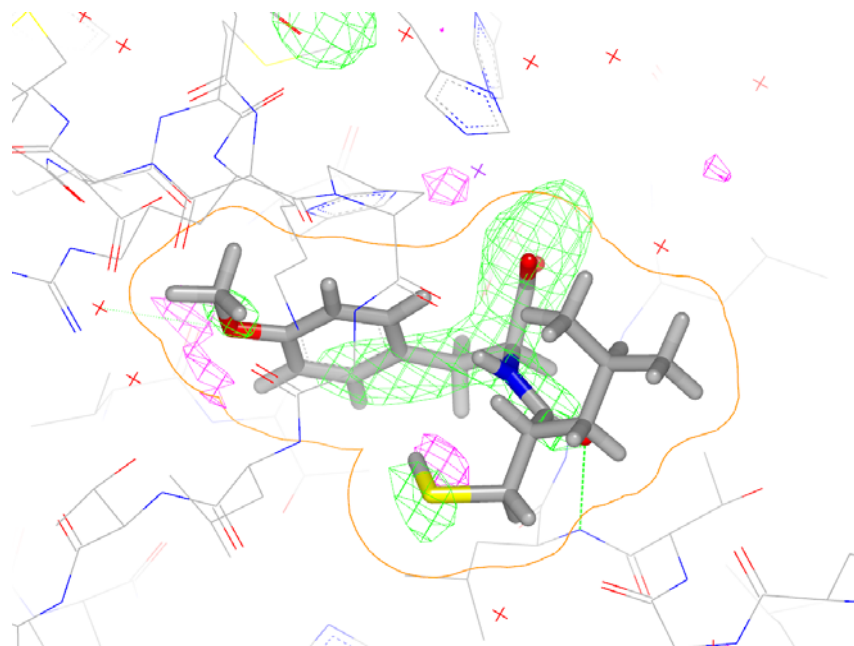
Pose 2

Pose 3





AFITT 2.3 – poor density fitting

- Better searching and optimization
 - Better fitting for low occupancy and poor density



Statistical Test

- McNemar (Discordant pairs)
 - Set a cutoff
 - $\leq 2 \text{ \AA}$
 - Count the number of successes and failures

	2.3-T	2.3-F
2.1-T		x_B
2.1-F	x_A	

$$Z = \frac{x_A - x_B}{\sqrt{x_A + x_B}}$$

AFITT 2.3 versus 2.1

- 2.3 outperforms 2.1
 - Moderate to poor density

$\leq 2 \text{ \AA}$	Afitt 2.3>2.1 p value
Moderate to poor (n=62)	
McNemar (59%)	0.041
Poor (n=38)	
McNemar (37%)	0.159

AFITT 2.3 outperforms 2.1

- Different methods of fitting poor density
 - Default
 - Box (define active site)
 - Blobs/box
 - Can't find density?
 - Use active site definition

Paired t-test	\bar{x}	Afitt 2.3>2.1 p value
Moderate to poor (n=62)		
Default	6.7	0.040
Box	3.1	0.005
Blobs/box	2.4	0.015
Poor (n=38)		
Default	10.7	0.058
Box	4.4	0.010
Blobs/box	3.6	0.018

Blobs/Box outperforms Default

- Which methods is better?
 - Default
 - Box (define active site)
 - Blobs/Box
 - Can't find density?
 - Use active site definition

Paired t-test	p value
Moderate to poor (n=62)	
Box > Default	0.010
Blobs/Box > Default	0.003
Blobs/Box > Box	0.037
Poor (n=38)	
Box > Default	0.006
Blobs/Box > Default	0.003
Blobs/Box > Box	0.088

Substantial difference?

- Which methods is better?
 - Default
 - Box (define active site)
 - Blobs/box
 - Can't find density?
 - Use active site definition

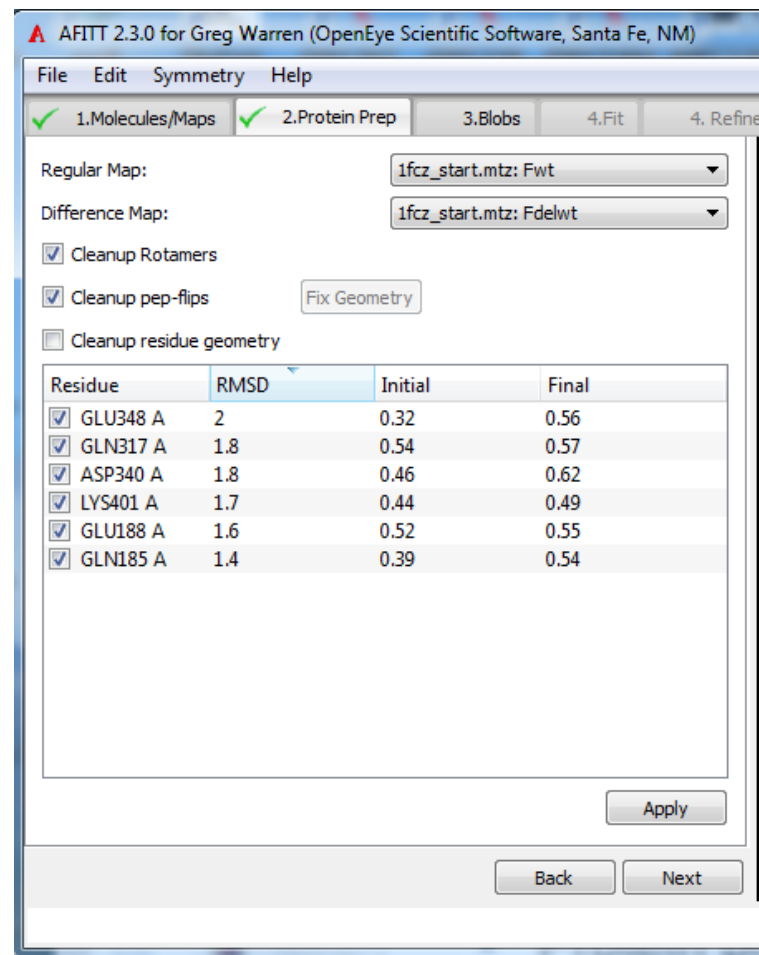
Paired t-test	p value
Moderate to poor (n=62)	
Box > Default	0.010
Blobs/Box > Default	0.003
Blobs/Box > Box	0.037
Poor (n=38)	
Box > Default	0.006
Blobs/Box > Default	0.003
Blobs/Box > Box	0.088

AFITT 2.3 – poor density fitting

- Better searching and optimization
 - Better fitting for low occupancy and poor density
- Summary
 - v2.3 is better
 - For poor density
 - Box better than default
 - CL
 - -blobsThenBox best

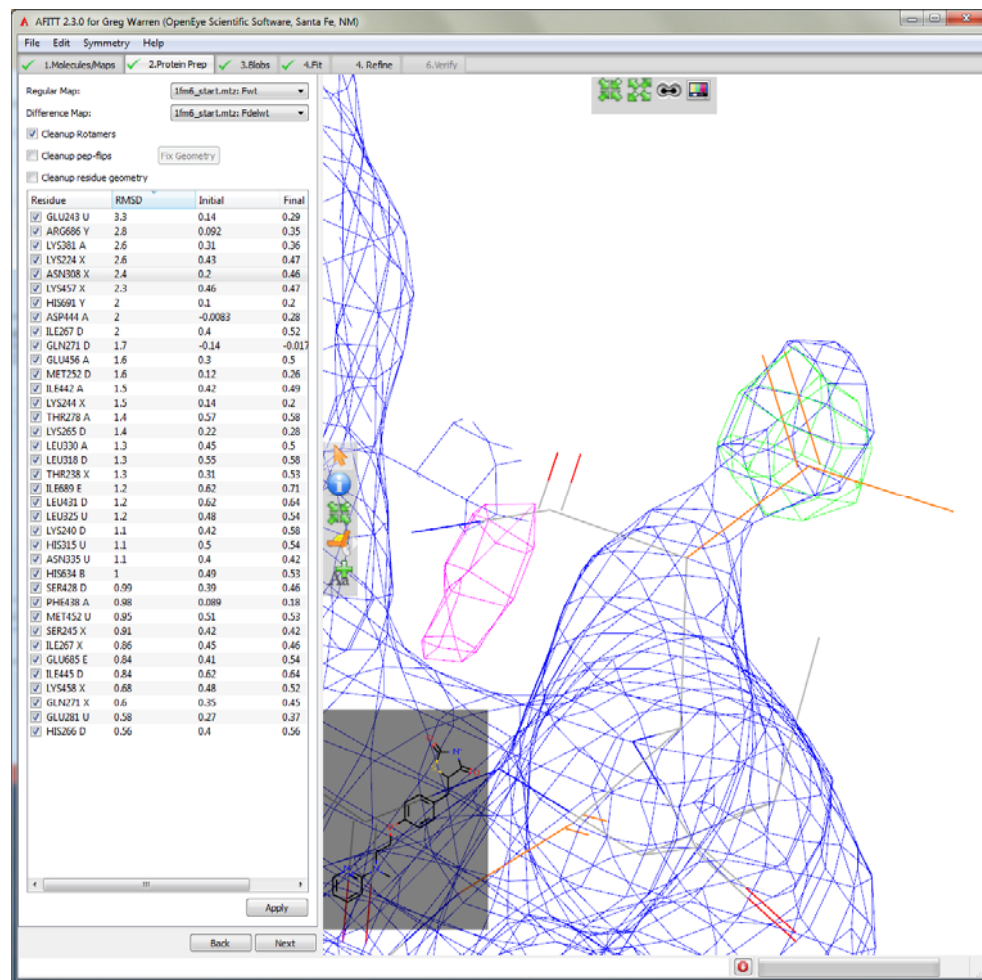
AFITT 2.3 – Protein prep

- Protein prep
 - Refit side chains
 - peptide flips
 - both

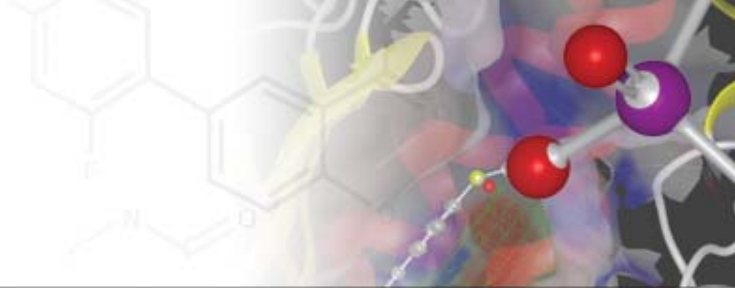


AFITT 2.3 – Protein prep

- Protein prep
 - Refit side chains
 - peptide flips
 - both



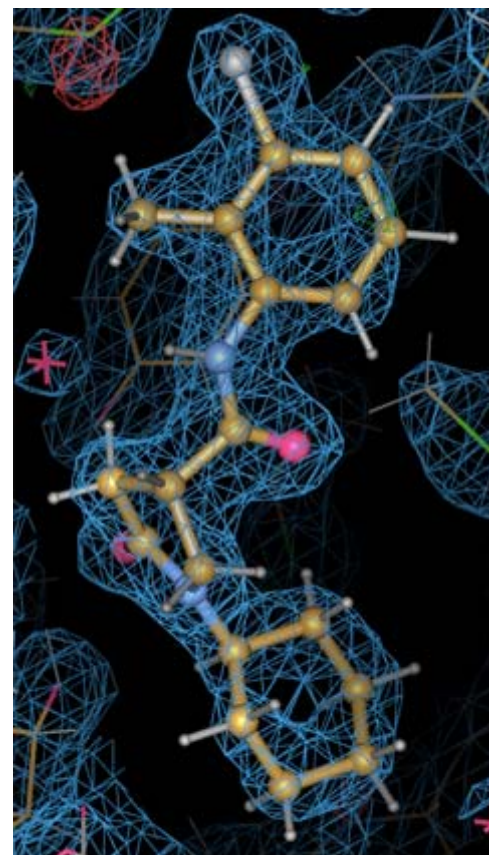
Global Phasing and OpenEye collaboration



- OE helper files for BUSTER
 - MMFF94s
 - AM1
 - PM3

Ligand geometry refinement with MMFF94 in Buster

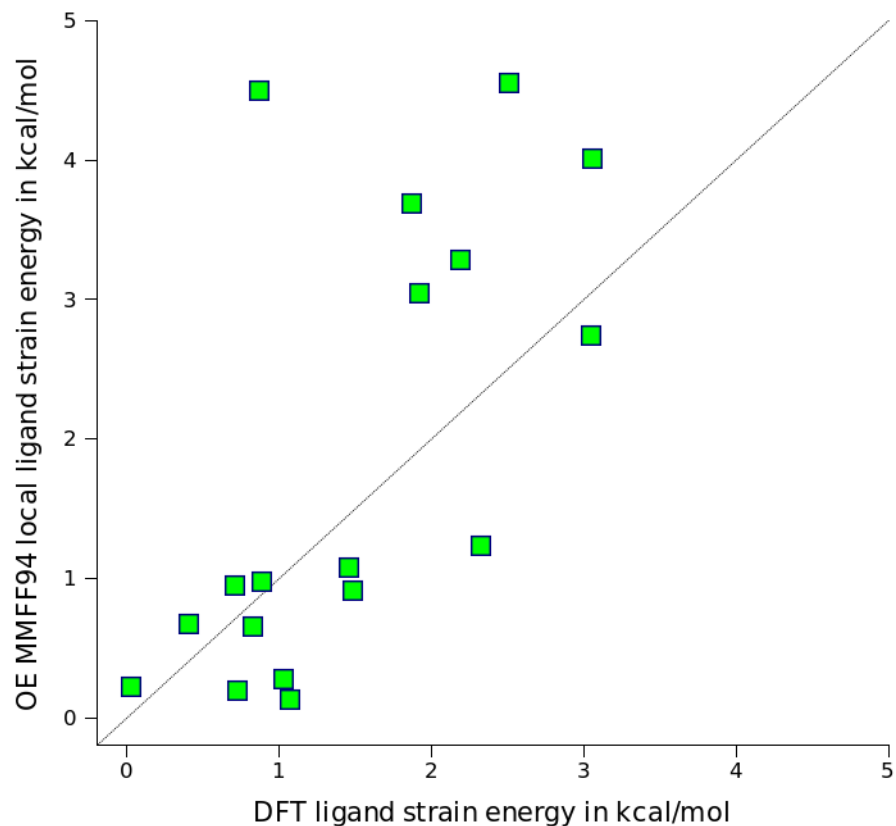
- OpenEye helper file
 - BUSTER gets MMFF94 energy for ligand
 - Force field applied instead of conventional restraints
- Consistent treatment
 - AFITT ligand fit
 - BUSTER refinement
 - Strain energy assessment post refinement



2h7p BUSTER re-refinement with MMFF94s for ligand
local strain energy < 1.0 kcal/mol

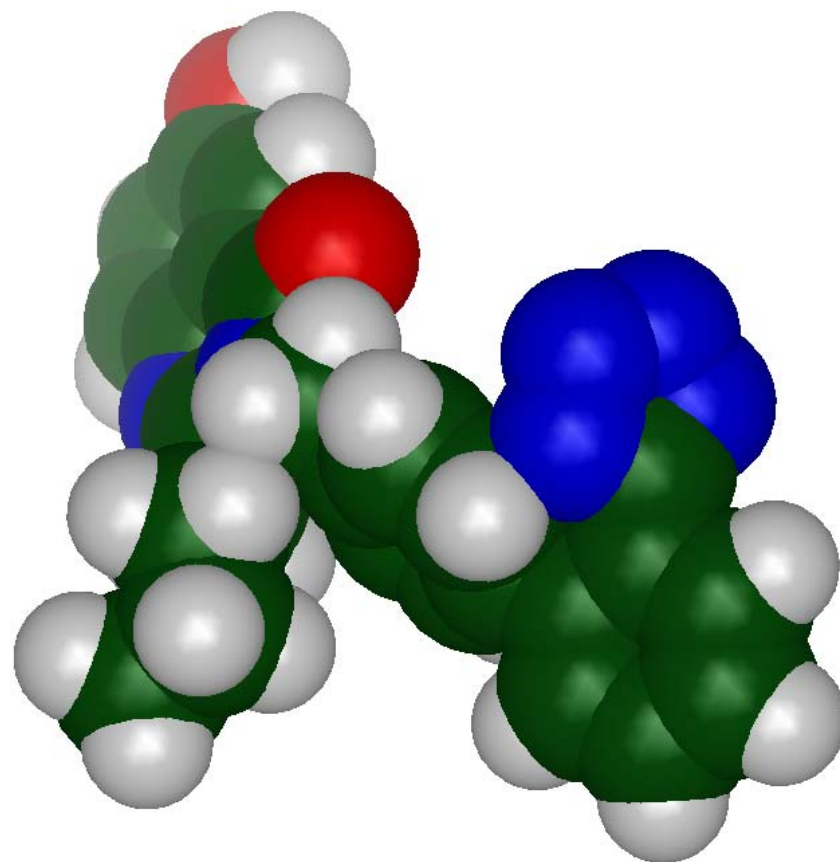
Validation by Dr. Oliver Smart

- PDB ligand structures reported by Sitzmann *et al.* to have high local strain energy using DFT
- Select 19 examples
 - Refine in BUSTER with DFT or MMFF94s
 - Determine local strain energy
- BUSTER DFT results
 - Low strain energy (<5 kcal/mol)
- BUSTER MMFF results
 - strain compares well to DFT
- CPU time
 - DFT days
 - MMFF94 negligible



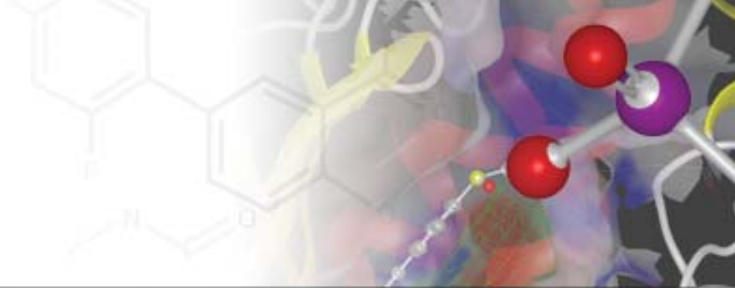
Summary

- AFITT
 - Automatically
 - Find density
 - Fit ligand
 - Generate a dictionary file
 - Low strain
 - 3 ligand scoring methods
 - RSCC
 - Docking scores
 - PLP
 - Chemscore
 - Strain



Acknowledgements

- Oliver Smart
- Gerard Bricogne



OpenEye Scientific Software

For more information, please contact us:

business@eyesopen.com

support@eyesopen.com

www.eyesopen.com

+1-505-473-7385